



HI-ORTHO(GREEN)TYPE  
MEDICAL X-RAY FILM  
**MG-SR**

H · I · O · R · T · H · O





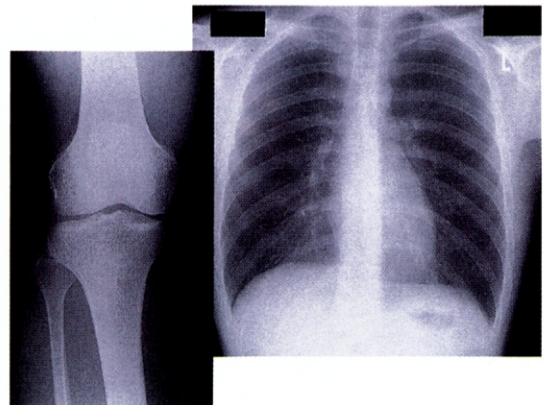
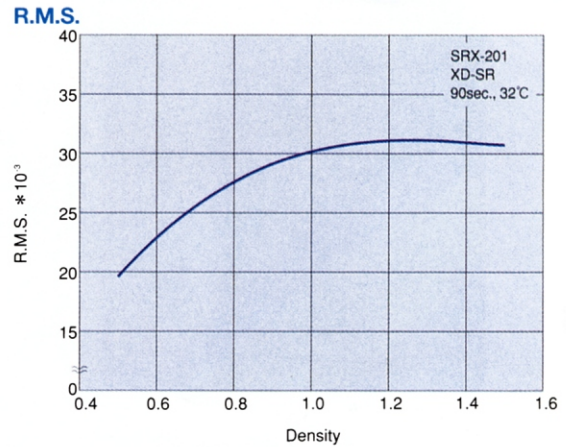
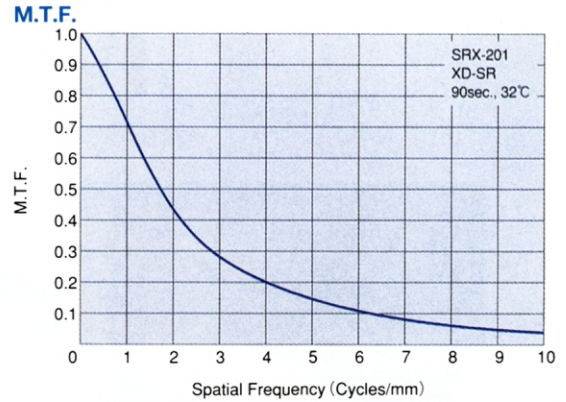
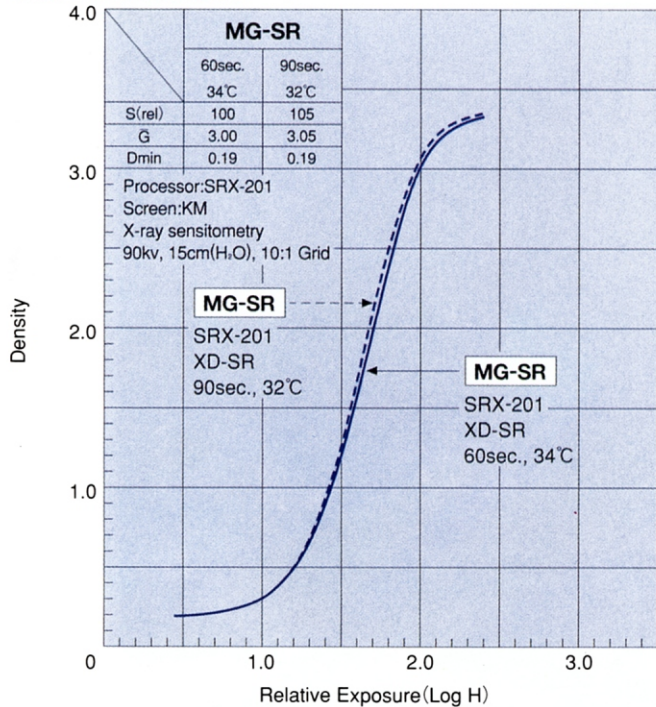
# KONICA X-RAY FILM MG-SR

**Featuring new SR technology for excellent processing stability, MG-SR offers the ideal balance in photographic characteristics between contrast and latitude.**

MG-SR is a fine grain, high sharpness film. Designed for the optimum balance between contrast and latitude, it is suitable for radiography of various parts of the body.

- A standard contrast film for general radiography, MG-SR is intended primarily for chest, abdomen plain, and gastrointestinal use.
- Its wide latitude enables coverage of low-density through high-density areas with outstanding balance between sharpness and granularity.
- New SR technology enables remarkable processing stability, for consistently stable imaging results under all processing conditions with no sacrifice in image quality or sensitivity.
- Excellent transport and anti-static characteristics guarantee reliable film transport with all types of transport devices.

## Characteristic curve



Konica medical film is manufactured with a quality control system that has been certified to be in compliance with the ISO9002:1994, JIS Z 9902, EN46002:1996, and ISO13488:1996 quality control standards, as well as with the medical device directive MDD93/42/EEC.



**KONICA CORPORATION**

Shinjuku Nomura Building No.26-2, Nishishinjuku 1-chome, Shinjuku-ku, Tokyo 163-0512, Japan.



## Computer Graphics Ltd.

REGD OFF :  
**SANAS**  
46,T.T.K Road  
Alwarpet, Chennai - 600041.  
Ph:91-44-24990033/0035/0964/1010/1167/7726  
Fax:91-44-24991071/2351  
Email:jpa@md5.vsnl.net.in

## Offices at:

**Mumbai, Delhi, Kolkatta, Bangalore, Kochi, Hyderabad, Ahmedabad, Valsad, Jaipur, Bhopal, Pondicherry, Goa**  
**Depots at:**  
**Lucknow, Chandigarh.**